

Easy as PIE



Literacy Activities

**Practical, Integrated, and Effective ideas
for enhancing literacy instruction in the
K-2 classroom.**

Presented by:

Sherri Caballero

North Knox School Corporation;

Bicknell, IN

sherri_caballero@hotmail.com

Ice Breaker/Writing Activity Idea-Three Facts and a Fib
Use this as a writing activity.

Mystery Bag-

- Use this to practice thinking, oral reading, writing, listening, spelling strategies, alphabetizing, sorting, and/or categorizing.
- Students can write clues on spiral-bound index cards or clue cards provided by the teacher.
- Parent letter and clue card master are included in resource section.

Estimation Jar-

- Incorporate daily practice of math skills including estimation, number sense, writing and recognizing numbers, odd/even number recognition, and counting strategies with these language arts skills and strategies: spelling, capitalization, forming plurals, and using apostrophes for possessive nouns.
- A sample parent letter is provided in resource section.

Poetry/Songs in the Classroom-

- Poetry and songs can be used for daily practice in fluency, vocabulary, and phonics. Practice one or two each week.
- Write” punctuation marks in the air when reading, to increase awareness of punctuation cues.
- Student poetry journals are easy to assemble. They allow students to share these poems with their families and make nice keepsakes at the end of the year. (Parent letter provided in resource section.)
- Feeding “Mr. Picky-Eater” is a great thinking/ practice activity to use with poetry charts. Practice can include word or letter features, phonetic elements, part of speech...the possibilities are endless. Students never seem to tire of this activity.

More Word Practice Ideas-

- Have a “Vivid Vocabulary” chart to use with classroom read alouds. This results in improved word knowledge and students become more aware of the importance of word choice in writing.
- Having a W.O.W. Word (Word of the Week) is an easy way to enhance vocabulary instruction. Let the students make “W.O.W. Word Rings” to use when they are writing.
- Class books are motivating ways to improve word knowledge. Two examples include “If You’re Not Wet, You’re Dry” and “You Can Say THAT Again!” Include pages for families to add to word lists in these take-home books.
- The Scooby Doo Game offers a great variety of ways to practice word skills. (<http://www.thesmartiezone.com/docs/games/scoobydoo.pdf>)
- Other fun and motivating word practice ideas include:
 1. Evaporation
 2. Snowball Fight
 3. Roll and Write
 4. Flashlight Reading
 5. Personal Laptops

Ideas to use for Guided Reading-

- “Dump Your Brain” is a variation of KWL.
- Introduce vocabulary and set the purpose for reading with B,M,E and Story Element prediction charts.
- A Roll and Read chart can be used during reading. Roll and Respond charts can be used after reading. (Samples are provided in resource section.)
- Name Dropper is another format to use during reading.
- Find Your Match can be used for vocabulary or comprehension practice and to pair kids up.
- Appointment cards are useful for partner activities.

Singing and Signing in the Classroom

- Incorporate ASL with common tunes to develop phonemic awareness and phonics skills.
- A few possible songs to use are:
 1. Zippity Do Dah
 2. The Vowel Chant
 3. “A,a,a is for apple...”
 4. The Hippo Song
 5. Apples and Bananas(Words are provided in the resources section.)

Other Ideas

- Students enjoy making puppets for retelling and rereading stories. Use them with readers’ theater scripts. Puppet books, bags, and mini-stages are three ways to incorporate puppets with reading.
- Write super sentences in the form of 5 W’s poems. (Resource provided.)
- “Guess Who is Smiling” is another writing idea you can do for February (Dental Health Month).
- Use directed drawing or directed artwork as motivational prewriting lesson activities. These lessons help students learn several writing skills such as planning their space, developing focus, and attending to details. Other skills developed with these activities are vocabulary, listening, following directions, and fine motor skills. You can integrate science and social studies themes with these art/writing activities.

Miscellaneous/Questions/Sharing

Resources

Parent Letter for Mystery Bag- (Use copy/paste to create a new document. Then enlarge and print.)

Dear Parents,

Your child has been selected to bring home our class Mystery Bag this evening. Please help him/her to:

1. Select an item to place in the bag.
2. Write three complete sentences that describe the object, without naming it.
3. Practice reading the clues.
4. Bring the bag back the next school day.
5. Remember not to tell anyone what is in the bag.

Thanks for your help!

Mrs. Caballero

Mystery Bag Clue Card Form-(Use copy/paste. Enlarge and print.)

Mystery Bag Clue Card

This object is smaller than _____.

It is larger than _____.

It's used for _____.

A _____ would/would not like it.

It begins with _____.

What is it?

Estimation Jar Parent Letter- (Use copy/paste. Enlarge and print.)

Dear Parent,

One element of our morning math meeting is estimation. Estimating is a skill that improves with practice. This practice also helps children develop a sense of number that improves their overall math understandings and abilities.

Each child in our class will be selected to bring home our Estimation Jar once or twice a month. Your child has been chosen today. Please help him/her to select and count objects to put in the jar for the boys and girls in our class to estimate.

Examples of items you may wish to send are buttons, macaroni noodles, and Lego building blocks. (I will send the items back home in a baggie.) Through the end of October, I ask that the number of items placed in the jar for the students to estimate not exceed 100. From November, through the end of the year, any number will be fine.

I suggest that you and your child count the items together. You can make this a valuable practice activity for your child by encouraging him/her to group the items in tens or count them by fives or twos.

After you have counted the items, please write the answer on a small piece of paper and tape it "face up" to the lid. **Be sure the answer doesn't show**, as the students will be looking closely at the jar when making their estimates.

The jar needs to come back to school the next school day. Thanks for your help with this fun and meaningful class activity!

Sincerely,

Mrs. Caballero

Poetry Journal Parent Letter-(Use copy/paste. Enlarge and print.)

Dear Parents,

This is your child's first grade poetry journal. We will be adding new poems often.

The students will bring their journals home as we add new poems. They are to read the new entry(s) to you. After you enjoy hearing your child read the new poem(s), please sign the back of that page.

The boys and girls need to return their signed poetry journals to class the next school day. Thanks for your help with this fun and educational project!

Sincerely,

Mrs. Caballero

Vivid Vocabulary

Word Of the Week

Definition

Sentence

Review Words

You Can Say THAT Again!
A Book of Synonyms

Say
State
Tell

Flashlight Reading Chant-



Flashlight, flashlight
Oh, so bright
Shine on a word
With all your might!

Personal Laptop-(Copy/paste and enlarge.)




Graphic Source:

<http://www.ashland.k12.ky.us/trt/keyboarding.html>


Scooby Doo Game –

Idea source <http://www.thesmartiezone.com>


Roll and Write




= words with 1 vowel



= words with 2 vowels




= words with 3 letters



= words with 4 letters




= words with 5 letters




= words with 6(+) letters


Roll and Read




= **Everyone**




= **Teacher**




= **Boys**



= **Girls**



= **Last name A-L**

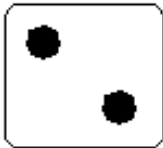


= **Last name M-Z**


Roll and Respond




= Who were the characters?




= What was the setting?




= What was the problem?



= What was the solution?
(Or how did the story end?)




= What was your favorite part?



= What did you learn?

Appointment Card



Ideas for flip-flaps-

Story elements- characters, setting, problem, solution

Who am I?- Write clues for characters from the story

Punctuation- Copy sentences from the story (or write own sentences). Listener guesses the end mark, which is hidden under flap.

Who said it?- Copy quotations from the story.

Beginning/Middle/End

Cause/Effect

Words/Meanings

Contractions

Singular/Plural

Antonyms

Synonyms

Questions/Answers-good for non-fiction

*****See: <http://www.vickiblackwell.com/makingbooks/flipflap.htm>*****

Chants and Songs-

Zippity Do Dah



Zippity Do Dah, Zippity ay.

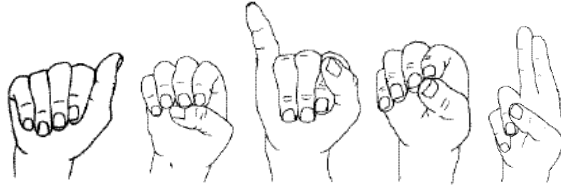
My, oh, my, what a wonderful day.

Plenty of sunshine headed my way.

Zippity Do Dah, Zippity ay.

Replace initial consonant with single consonant, blends, or digraphs:

- Mippity Mo Mah, Mippity ay.
- Blippity Blo Blah, Blippity ay.
- Thrrippity Thro Thrah, Thrrippity ay.
- Incorporate ASL finger spelling. Go from sound-to-letter and letter-to-sound.



Finger Spelling Vowel Chant

A-E-I -O-U

A-E-I -O-U

I can sign the vowels. (clap, clap)

Can you?

A-E-I -O-U

Vowel Sound Chant

*A,a,a is for apple.

E,e,e is for egg.

I,i,i is for iguana, hopping on one leg.

O,o,o is for ostrich, living in the zoo.

U,u,u is for umbrella, made for keeping the
rain off of you!

**A,a,a is for acorn.

E,e,e is for eel.

I,i,i is for icicle, oh so cold to feel!

O,o,o is for oak tree, standing tall and proud.

U.u,u is for unicorn, flying through the clouds!

*Hold arm in for short vowels. ** Stretch it out for long vowels.

The Hippo Song

I can spell cat, c-a-t. I can spell hat, h-a-t.

I can spell fat, fat.

But, I can't spell hippopotamus.

H-i-p-p-o I know. Then comes p-o-t.

But that's as far as I can go.

And that's what bothers me. Gee!

I can spell dog, d-o-g. I can spell log, l-o-g.

I can spell fog, f-o-g.

But I can't spell hippopotamus.

Apples and Bananas

I like to eat, eat, eat apples and bananas.

I like to eat, eat, eat apples and bananas.

5 W's Poem

Who?	
What?	
When?	
Where?	
Why?	

A few of my favorite websites:

Dr. Jean <http://www.drjean.org>

The Smartie Zone <http://www.thesmartiezone.com>

TLC <http://www.tlcclasses.com>

Kinderlit <http://hfkinder.appieshost5.com>

Carl's Corner <http://www.carlscorner.us.com>

Vicki Blackwell <http://www.vickiblackwell.com/index.html>

DLTK <http://www.dltk-kids.com>